



The Piano Owner's Heads-Up Guide to Important Piano Maintenance

Focus On: Duplicating and Replacing the Grand Pinblock



Cutting




Fitting

In order to access the pinblock not only do the tuning pins and strings need to be removed, but the cast iron plate must be carefully lifted from the piano. Only when the plate is out of the instrument may the pinblock be removed for duplication.

Information provided courtesy of:
Chuck Behm / Nate Behm-Newhard
Boone, Iowa / Ankeny, Iowa
515-432-1190 / 319-270-5018

For a piano to maintain a stable tuning, the piano's pinblock must hold the tuning pins with a vise-like grip. If the pinblock has lost its ability to hold tuning pins effectively, steps must be taken to correct the problem if the piano is to stay in tune for a reasonable amount of time. In some cases re-pinning the piano with oversize pins or treating the pinblock with CA glue or other pinblock restorative may produce adequate results. **Often times, however, the best procedure for a pinblock showing signs of deterioration is replacement of the old pinblock with a new custom-fitted pinblock.** **The pinblock of your piano has deteriorated to the point where replacement would be the best option.**

Because of the nature of the work involved with this procedure, it would be necessary for the piano to be transported to the workshop.



Underside of cast iron plate with new pinblock installed.

Careful cutting, fitting and drilling of the pinblock to fit your piano exactly makes the process very labor-intensive. The end result is a custom-shaped pinblock which matches in every dimension the pinblock originally installed at the factory. A precision fit is essential for the tuning stability of the piano. With a new pinblock in place, your piano should hold a stable tuning for years to come.

Email: behmpianoservice@gmail.com

Web: www.behmpianoservice.com

Facebook: Behm Piano Service