

The Piano Owner's Heads-Up Guide to Important Piano Maintenance

Focus On: Replacement of Worn Asian-Design Hammer Butts and Flanges




Information provided courtesy of:
Chuck Behm / Nate Behm-Newhard
Boone, Iowa / Ankeny, Iowa
515-432-1190 / 319-270-5018


Yamaha, Kawai and other Asian-made pianos have hammer butt assemblies that rely upon a small braided cord to hold an essential spring in check. After years of use this cord is prone to breaking (as shown in photo above), which causes the action to perform unsatisfactorily.

These braided cords on your piano are to the stage where they are either broken, or liable to break in the near future. Other wear issues related to the hammer butts and hammer butt flanges must also be addressed.

I would suggest replacing the set of hammer butt / flange assemblies. Additionally, either shaping or filing the hammers must be done, to prevent problems caused but excessive wear to the hammer felt. Finally, to complete the repair package, voicing the hammers and regulating the action is necessary to bring the piano up to its potential.




Old hammer butts



New hammer butts

By the time that the braided cords used in Yamaha and Kawai and other Asian-made vertical actions begin to break, other subcomponents of the hammer butt assembly often have wear-related issues that cause performance problems for the piano. Felt and leather cushions begin to wear thin, causing adjustments that were made in the factory to be off, and response to be inconsistent.



Resetting the adjustments (a procedure called "regulating") helps to a degree in such a situation, but since the cushioning power of the parts has been affected, getting the piano completely back to a "factory feel" is probably not possible using the old parts.

Overall replacement of worn parts is the most effective way to bring the piano back to its potential.

Email: behmpianoservice@gmail.com

Web: www.behmpianoservice.com

Facebook: Behm Piano Service